

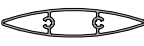





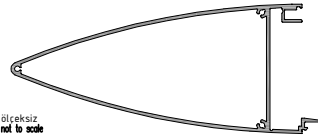



GÜNEŞ KIRICI SİSTEMLER
SOLAR SHADING SYSTEMS

**GÜNEŞ KIRICI
SİSTEMLERİ**
SOLAR SHADING SYSTEMS

ÜRÜN TEKNİK ÖZELLİKLERİ
PRODUCT'S TECHNICAL FEATURES





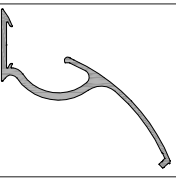



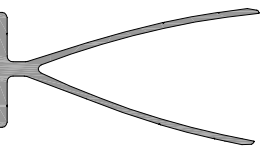
No. Nr.	PROFİL KESİTİ PROFILE VIEW	PROFİL NO PROFILE NO	PROFİL AÇIKLAMASI PROFILE DESCRIPTION	BAĞLANTI PARÇALARI CORNER CLEATS	gr/m	STATİK STATIC			
						Ix cm ⁴	Iy cm ⁴	Wx cm ³	Wy cm ³
1		GK-201 (75 - 20) (12 mm)	GÜNEŞ KIRICI PROFİL SOLAR SHADING PROFILE		543				
2		GK-202 (100 - 20) (13 mm)	GÜNEŞ KIRICI PROFİL SOLAR SHADING PROFILE	GK-224	766				
3		GK-203 (100 - 20) (15 mm)	GÜNEŞ KIRICI PROFİL SOLAR SHADING PROFILE	GK-224	1065				
4		GK-204 (150 - 30) (15 mm)	GÜNEŞ KIRICI PROFİL SOLAR SHADING PROFILE		1536				
5		GK-205 (200 - 30) (18 mm)	GÜNEŞ KIRICI PROFİL SOLAR SHADING PROFILE		2245				
6		GK-206 (200 - 30) (18 mm)	GÜNEŞ KIRICI PROFİL SOLAR SHADING PROFILE		3039				
7		GK-207 (250 - 40) (18 mm)	GÜNEŞ KIRICI PROFİL SOLAR SHADING PROFILE		2784				
8		GK-208 (300 - 50) (2 mm)	GÜNEŞ KIRICI PROFİL SOLAR SHADING PROFILE	GK-221	3702				
9	 <small>Bilgisiz not in scale</small> <small>İşaretili profil için satış temsilcinizden bilgi alınız.</small>	GK-209 (225 - 100) (25 mm)	GÜNEŞ KIRICI PROFİL SOLAR SHADING PROFILE		4271				
10		GK-220 (30.1 - 50) (13 mm)	GÜNEŞ KIRICI ADAPTÖR PR. SOLAR SHADING ADAPTER PROFILE	GK-222	772				

Profil değerleri teoriktir. Ağırlık olarak testimde yapılan tartım geçerlidir.
Profil imatları TS EN 12020-2 ve TS EN 755-9 toleransı,
Moment değerleri EN 14024'e göre hesaplanmıştır.

Profile values are theoretical pre-shipment weight will be valid.
The tolerances of Profile manufacturing are calculated according to EN 12020-2
and TS EN 755-9; moment values are calculated according to EN 14024.

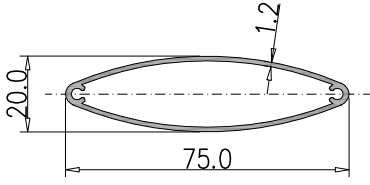
**GÜNEŞ KIRICI
SİSTEMLERİ**
SOLAR SHADING SYSTEMS

ÜRÜN TEKNİK ÖZELLİKLERİ
PRODUCT'S TECHNICAL FEATURES

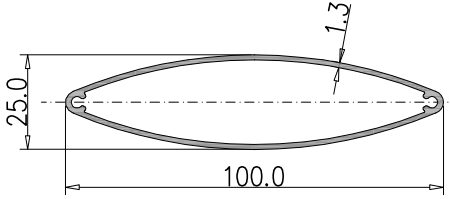
No. Nr.	PROFİL KESİTİ PROFILE VIEW	PROFİL NO PROFILE NO	PROFİL AÇIKLAMASI PROFILE DESCRIPTION	BAĞLANTI PARÇALARI CORNER CLEATS	gr/m	STATİK STATIC			
						Ix cm ⁴	Iy cm ⁴	Wx cm ³	Wy cm ³
11		GK-221 (124,4 - 48,4) (2,5 mm)	GÜNEŞ KIRICI ADAPTÖR PR. SOLAR SHADING ADAPTER PROFILE	GK-220 GK-208	1736				
12		GK-222 (17,5 - 28,7) (1 mm)	GÜNEŞ KIRICI ADAPTÖR PR. SOLAR SHADING ADAPTER PROFILE	GK-220	108				
13		GK-223 (23,9 - 72,2) (3 mm)	GÜNEŞ KIRICI ADAPTÖR PR. SOLAR SHADING ADAPTER PROFILE	GK-224	1058				
14		GK-224 (63,4 - 28,5) (2 mm)	GÜNEŞ KIRICI ADAPTÖR PR. SOLAR SHADING ADAPTER PROFILE	GK-223 GK-202 GK-203	790				
15		GK-225 (117,2 - 110,5) (3,5 mm)	GÜNEŞ KIRICI ADAPTÖR PR. SOLAR SHADING ADAPTER PROFILE	GK-227 GK-228 GK-226	2512				
16		GK-226 (30,9 - 6) (4,2 mm)	GÜNEŞ KIRICI ADAPTÖR PR. SOLAR SHADING ADAPTER PROFILE	GK-225	334				
17		GK-227 (110,1 - 18,7) (1,5 mm)	GÜNEŞ KIRICI PROFİL SOLAR SHADING PROFILE	GK-225	548				
18		GK-228 (160,1 - 33,2) (1,7 mm)	GÜNEŞ KIRICI PROFİL SOLAR SHADING PROFILE	GK-225	929				
19		GK-229 (176,6 - 94,6) (4 mm)	GÜNEŞ KIRICI PROFİL SOLAR SHADING PROFILE	GK-209	5440				
20									

Profil değerleri teoriktir. Ağırlık olarak testimde yapılan tartım geçerlidir.
Profil imalatları TS EN 12020-2 ve TS EN 755-9 toleransı,
Moment değerleri EN 14024'e göre hesaplanmıştır.

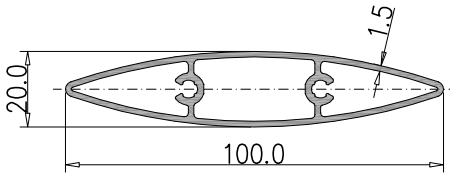
Profile values are theoretical pre-shipment weight will be valid.
The tolerances of Profile manufacturing are calculated according to EN 12020-2
and TS EN 755-9; moment values are calculated according to EN 14024.



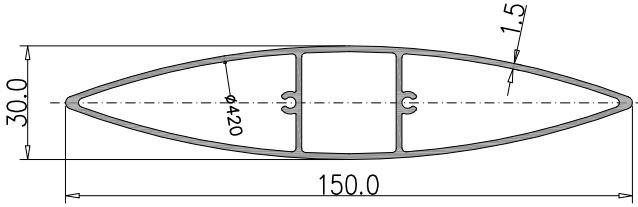
Profil No: GK-201
Ağırlık: 543 gr/m



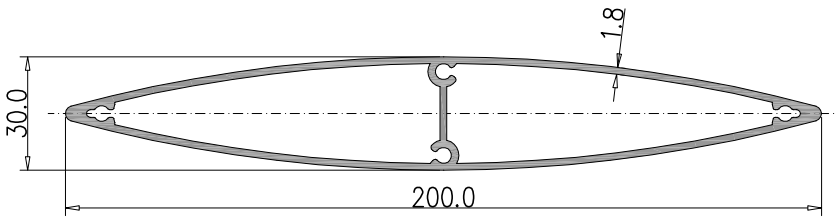
Profil No: GK-202
Ağırlık: 766 gr/m



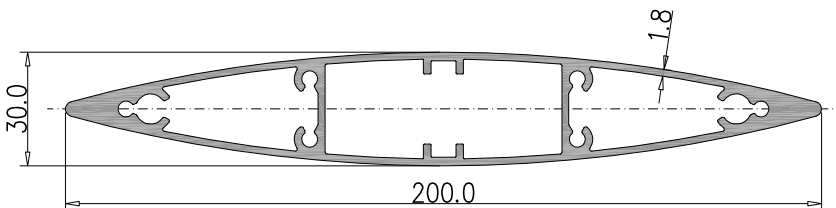
Profil No: GK-203
Ağırlık: 1065 gr/m



Profil No: GK-204
Ağırlık: 1536 gr/m



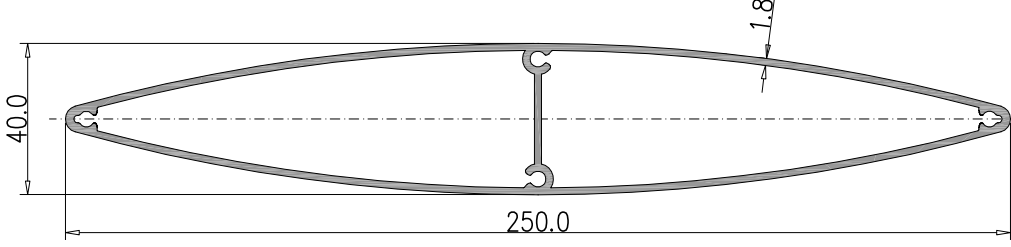
Profil No: GK-205
Ağırlık: 2245 gr/m



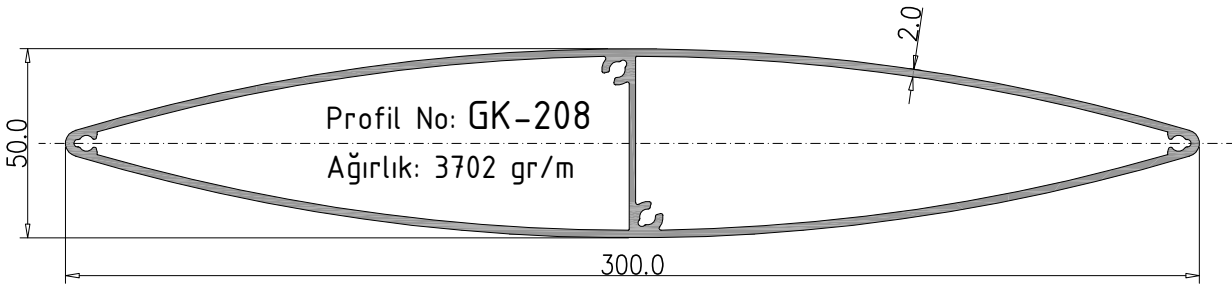
Profil No: GK-206
Ağırlık: 3039 gr/m

GÜNEŞ KIRICI SİSTEMLER
SOLAR SHADING SYSTEMS

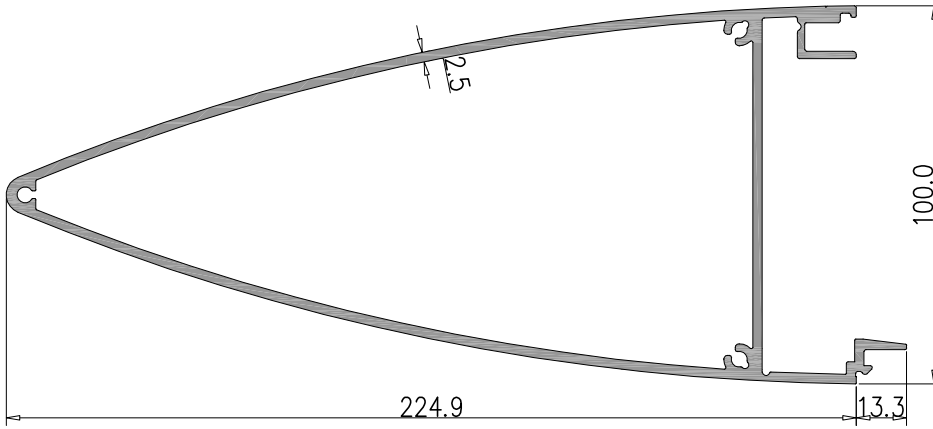
ÜRÜN TEKNİK ÖZELLİKLERİ
PRODUCT'S TECHNICAL FEATURES





Profil No: GK-207
Ağırlık: 2784 gr/m

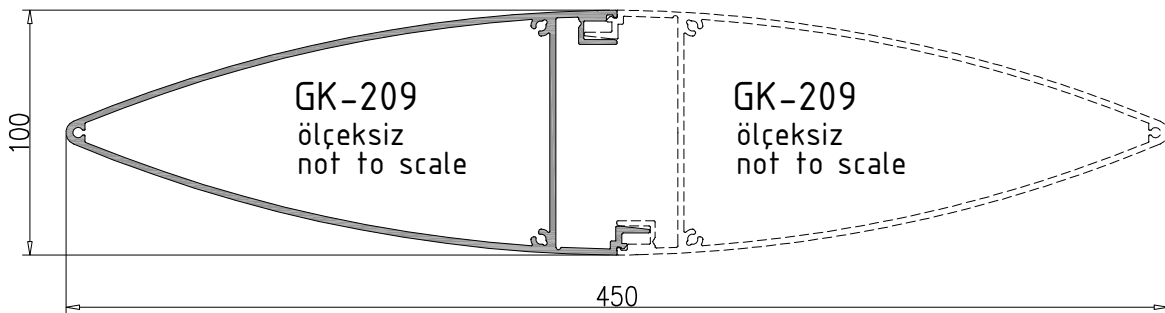


Profil No: GK-208
Ağırlık: 3702 gr/m



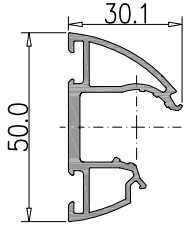
Profil No: GK-209 
Ağırlık: 4271 gr/m

 İşaretili profil için satış ekibinden bilgi alınır.



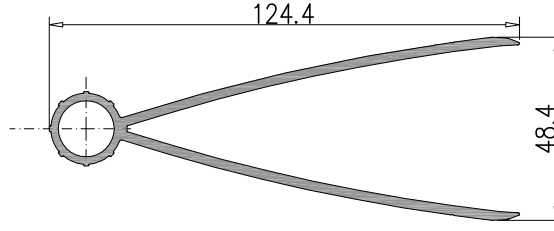
GÜNEŞ KIRICI SİSTEMLER
SOLAR SHADING SYSTEMS

ÜRÜN TEKNİK ÖZELLİKLERİ
PRODUCT'S TECHNICAL FEATURES



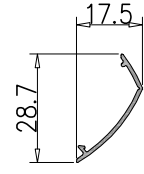
Profil No: GK-220

Ağırlık: 772 gr/m



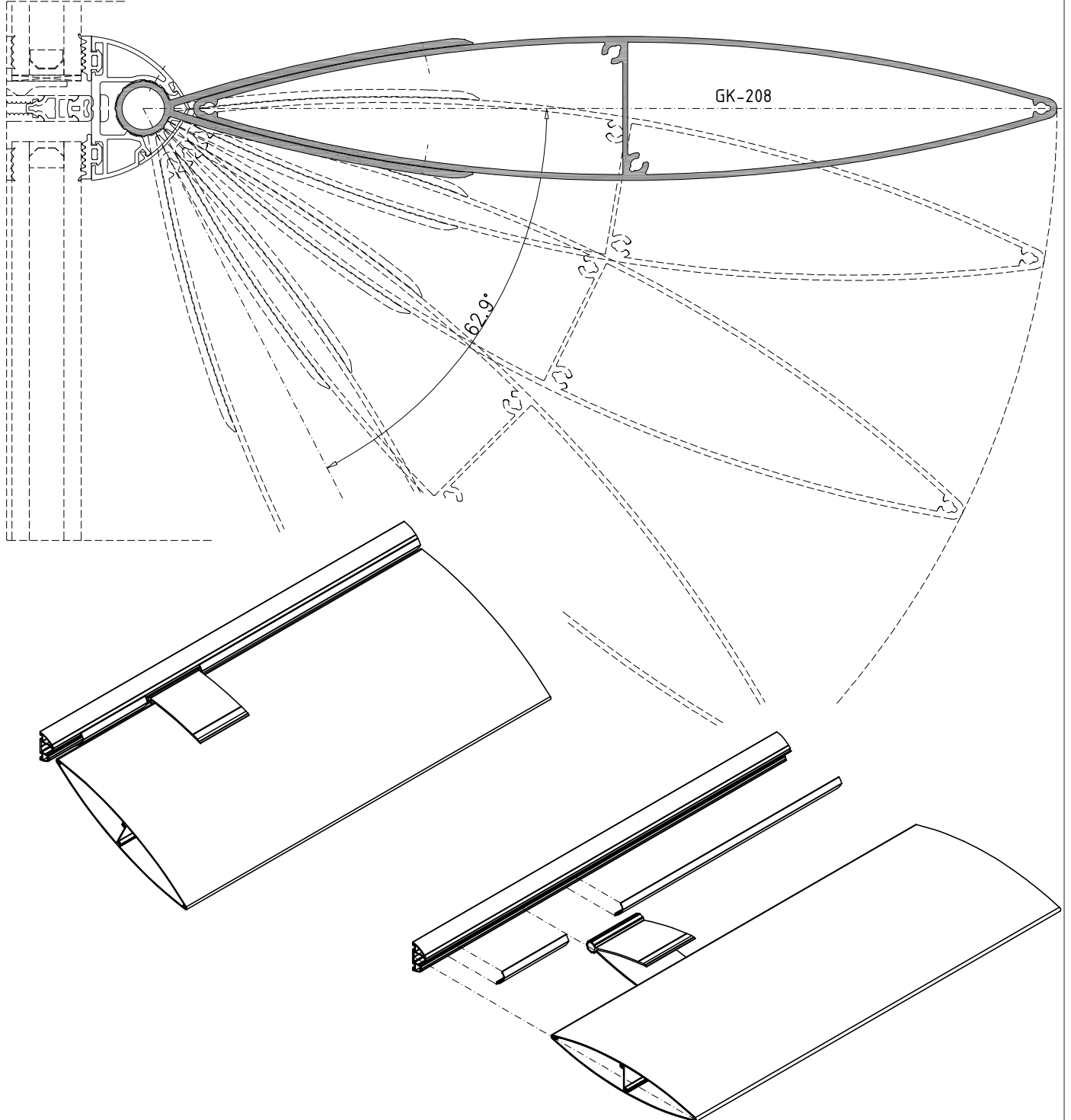
Profil No: GK-221

Ağırlık: 1736 gr/m



Profil No: GK-222

Ağırlık: 108 gr/m



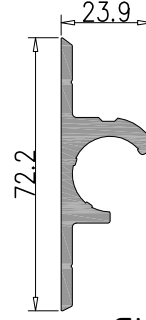
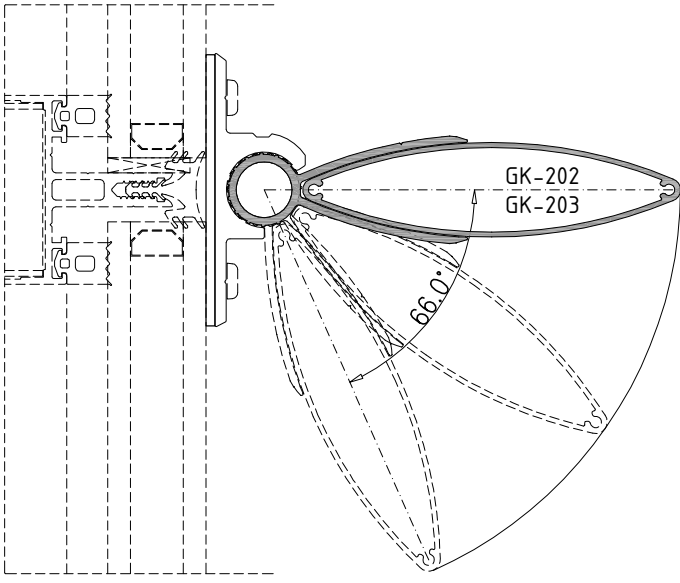
Profil değerleri teoriktir. Ağırlık olarak testimde yapılan tartım geçerlidir.
Profil imalatları TS EN 12020-2 ve TS EN 755-9 toleransı,
Moment değerleri EN 14024'e göre hesaplanmıştır.

Profile values are theoretical pre-shipment weight will be valid.
The tolerances of Profile manufacturing are calculated according to EN 12020-2
and TS EN 755-9; moment values are calculated according to EN 14024.

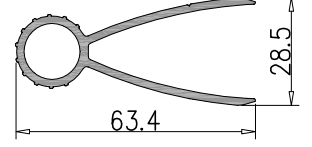
GÜNEŞ KIRICI SİSTEMLER

SOLAR SHADING SYSTEMS

ÜRÜN TEKNİK ÖZELLİKLERİ
PRODUCT'S TECHNICAL FEATURES

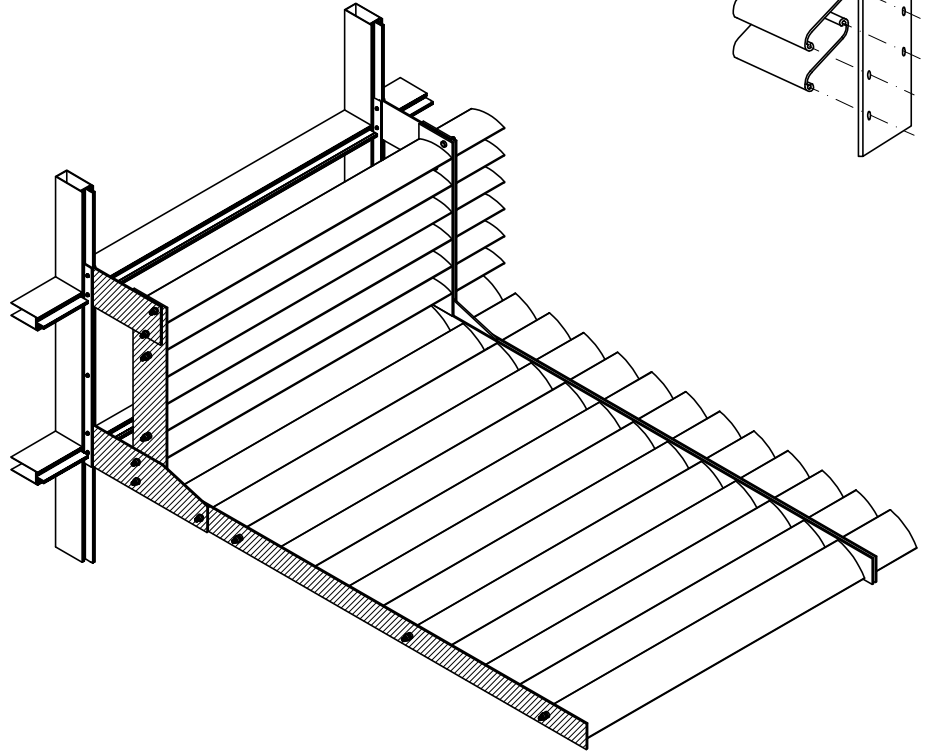
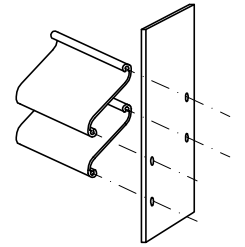
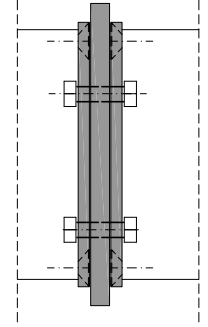
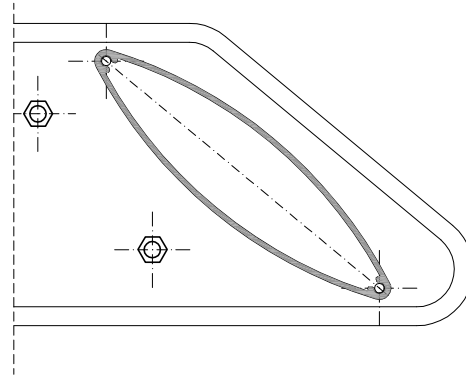
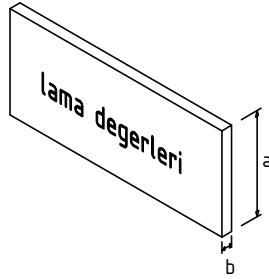


Profil No: GK-223
Ağırlık: 1058 gr/m



Profil No: GK-224
Ağırlık: 790 gr/m

kod	a	b	gr/m
GK-301	40	2	216
GK-302	40	3	324
GK-303	40	4	432
GK-304	50	2	270
GK-305	50	3	405
GK-306	50	4	540
GK-307	50	5	675
GK-308	50	6	810
GK-309	60	3	486
GK-310	60	4	648
GK-311	60	5	810
GK-312	60	6	972
GK-313	60	8	1296
GK-314	60	10	1620
GK-315	60	12	1944
GK-316	70	3	567
GK-317	70	5	945
GK-318	70	10	1890
GK-319	80	4	864
GK-320	80	5	1080
GK-321	80	6	1296
GK-322	80	8	1728
GK-323	80	10	2160
GK-324	90	2	486
GK-325	90	3	729
GK-326	90	4	972
GK-327	90	5	1215
GK-328	90	6	1458
GK-329	90	8	1944
GK-330	90	10	2430
GK-331	100	2	540
GK-332	100	3	810
GK-333	100	4	1080
GK-334	100	5	1350
GK-335	100	6	1620
GK-336	100	8	2160
GK-337	100	10	2700
GK-338	110	3	891
GK-339	110	8	2376
GK-340	120	10	3240
GK-341	150	6	2430
GK-342	150	10	4050
GK-343	160	10	4320
GK-344	180	10	4860
GK-345	200	10	5400

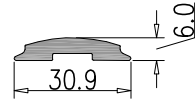
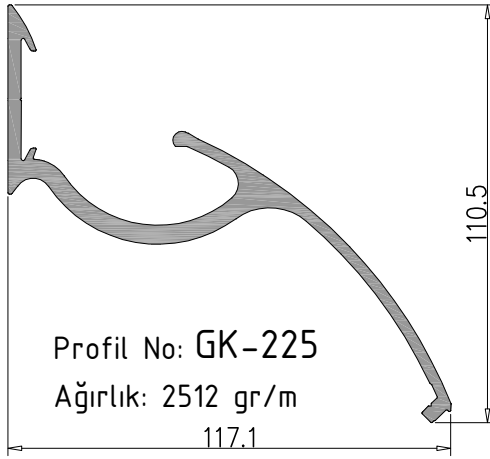
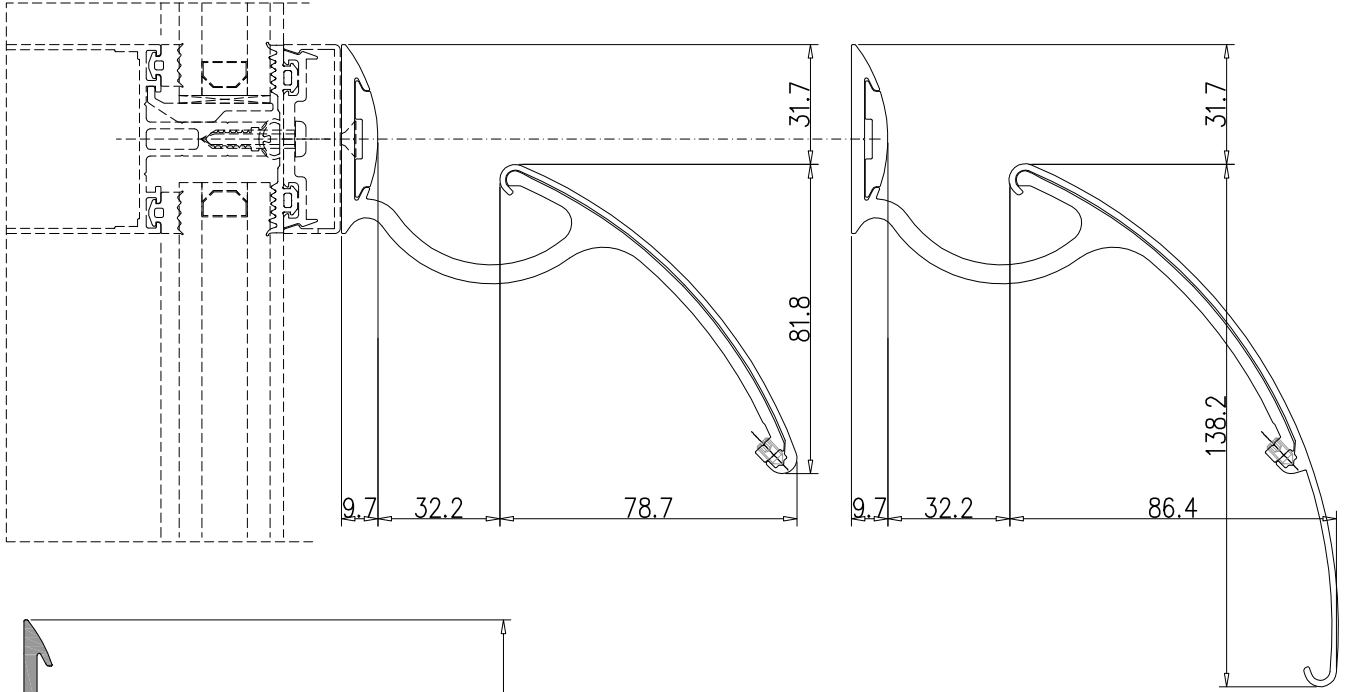


Profil değerleri teoriktir. Ağırlık olarak testimde yapılan tartım geçerlidir.
Profil imalatları TS EN 12020-2 ve TS EN 755-9 toleransı,
Moment değerleri EN 14024'e göre hesaplanmıştır.

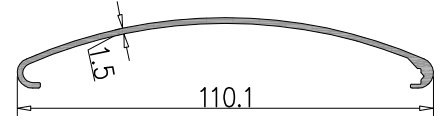
Profile values are theoretical pre-shipment weight will be valid.
The tolerances of Profile manufacturing are calculated according to EN 12020-2
and TS EN 755-9; moment values are calculated according to EN 14024.

GÜNEŞ KIRICI SİSTEMLER
SOLAR SHADING SYSTEMS

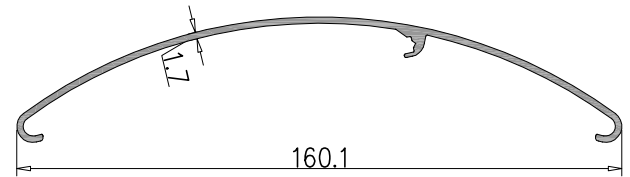
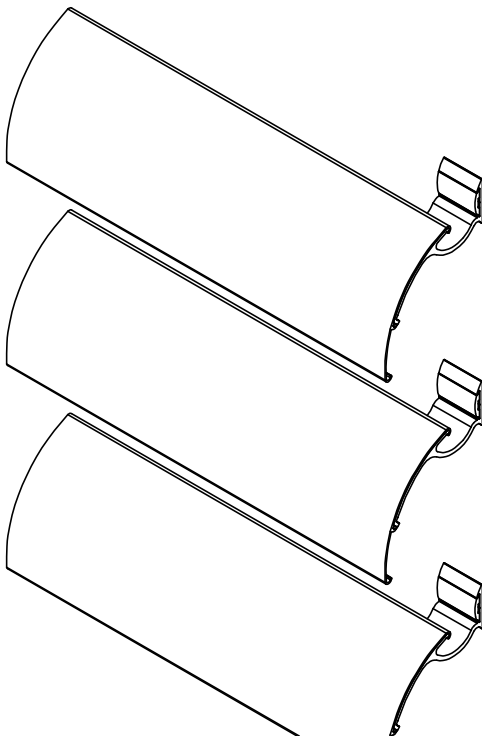
ÜRÜN TEKNİK ÖZELLİKLERİ
PRODUCT'S TECHNICAL FEATURES



Profil No: GK-226
Ağırlık: 334 gr/m



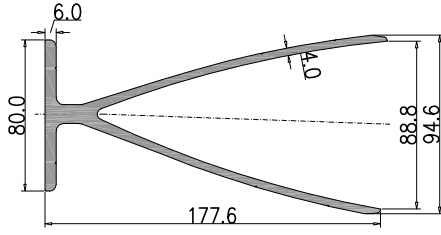
Profil No: GK-227
Ağırlık: 548 gr/m



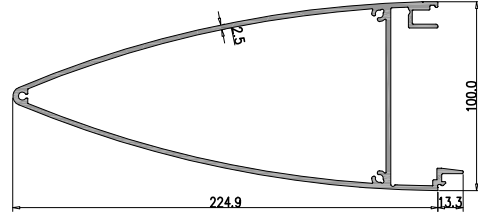
Profil No: GK-228
Ağırlık: 929gr/m

GÜNEŞ KIRICI SİSTEMLER
SOLAR SHADING SYSTEMS

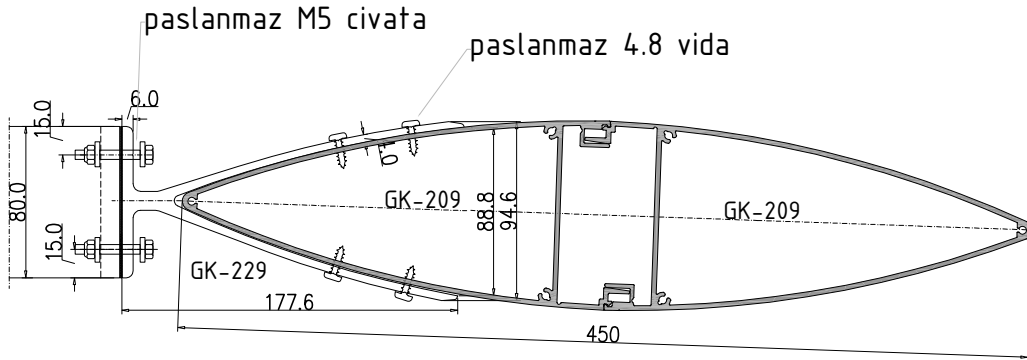
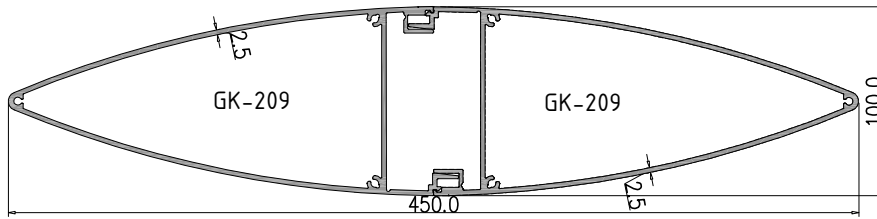
ÜRÜN TEKNİK ÖZELLİKLERİ
PRODUCT'S TECHNICAL FEATURES



Profil No: GK-229
Ağırlık: 5440 gr/m



Profil No: GK-209
Ağırlık: 3868 gr/m



Alternatif Bağlantı

